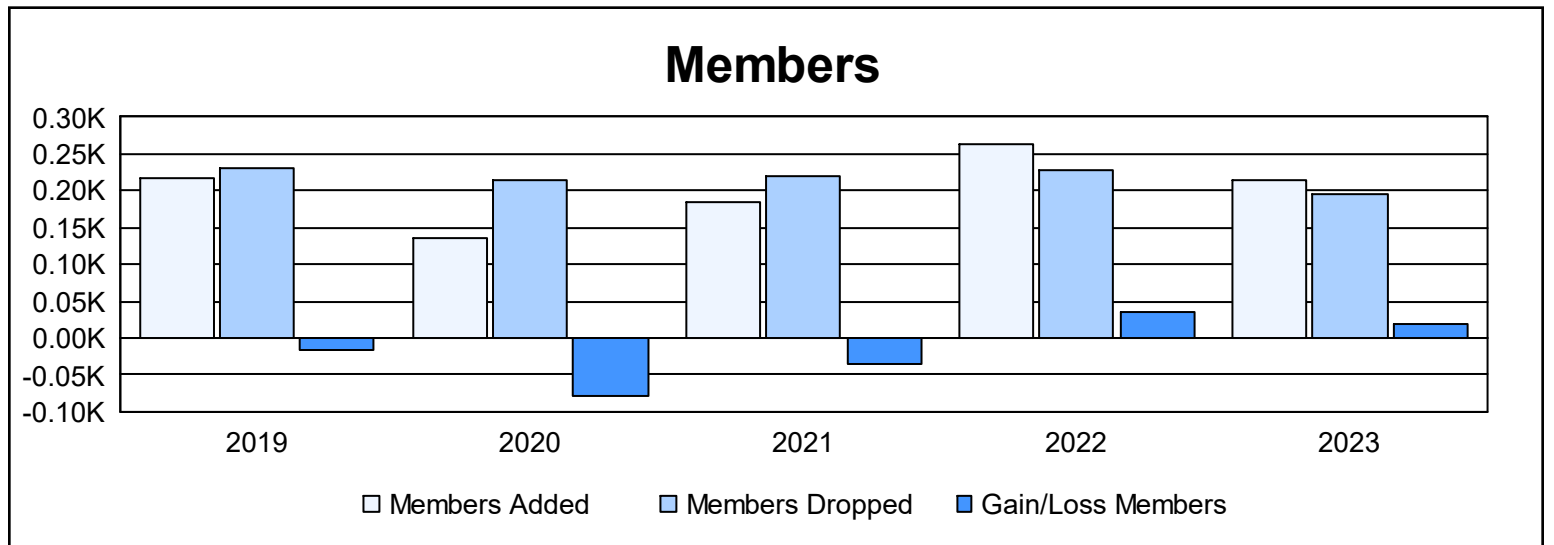
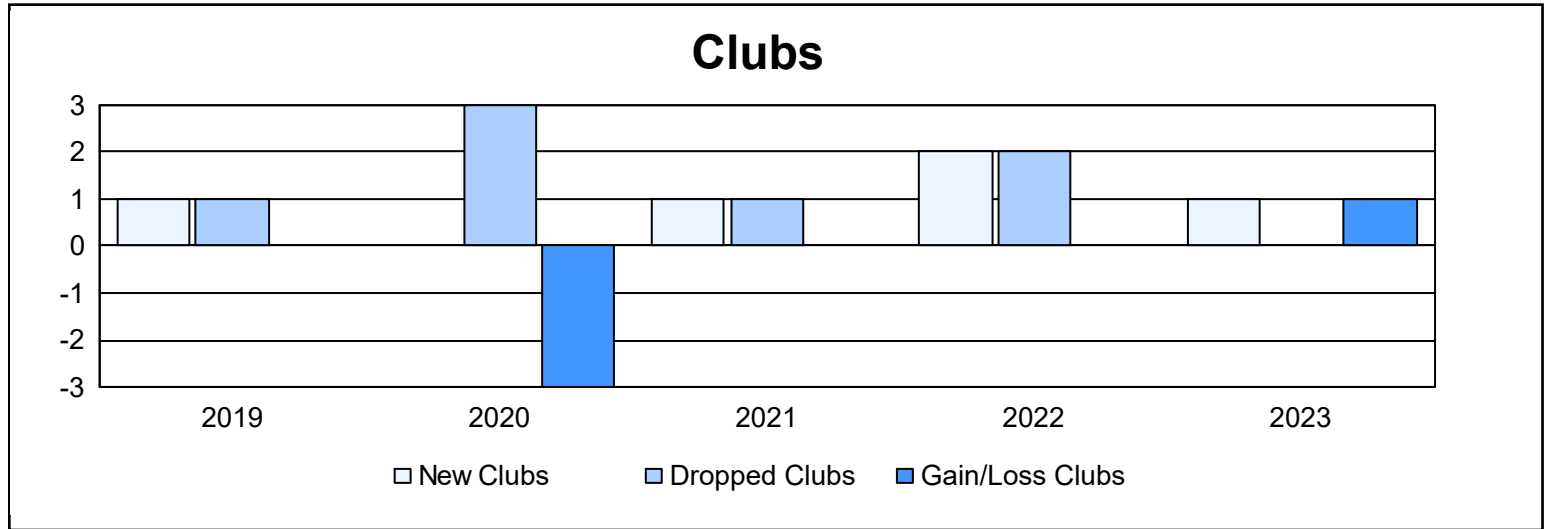
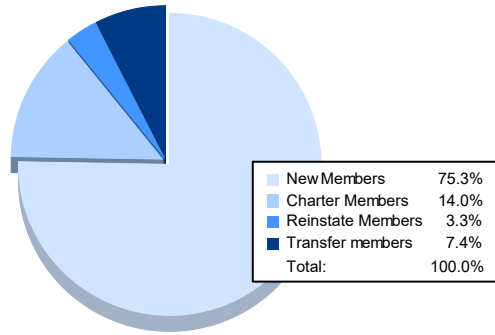


Year	New Clubs	Dropped Clubs	Gain/ Loss Clubs	New Members	Charter Members	Reinstate Members	Transfer Members	Total Member Added	Total Members Dropped	Gain/ Loss Members
2018-2019	1	1	0	171	23	9	13	216	231	-15
2019-2020	0	3	-3	119	0	5	12	136	215	-79
2020-2021	1	1	0	125	44	8	8	185	221	-36
2021-2022	2	2	0	189	47	9	18	263	229	34
2022-2023	1	0	1	162	30	7	16	215	195	20
<b>Average</b>	<b>1</b>	<b>1</b>	<b>0</b>	<b>153</b>	<b>29</b>	<b>8</b>	<b>13</b>	<b>203</b>	<b>218</b>	<b>-15</b>



### Membership Composition June 2023 Cumulative



### Gender Composition June 2023 Cumulative

